

ARTICLE BEGINNING

1990 Wiring Diagrams
Audi

100

COMPONENT LOCATION MENU

COMPONENT LOCATIONS TABLE

AA

Component	(Figure No.) Location
A/C COMP	3 (D 8)
A/C CONTROL HEAD	3 (D 10)
A/C HI PRES SW	4 (E 12)
A/C PROGRAMMER	3 (E 11)
A/C RELAY	3 (D 8)
ABS SYSTEM	6 (A-C 20-23)
AIRBAGS WARNING LT	5 (B 19)
AIRBAGS	5 (B-C 18-19)
ALTERNATOR	1 (B 3)
ANTI-THEFT SYSTEM	8 (D-E 28-31)
AUXILIARY RELAY PANEL LAYOUT	5 (A 16-17)
BACK-UP LT SW	3 (A 11)
BATTERY	1 (A 1)
CB #14	4 (D 13)
CENTRAL LOCKS	8 (E 28-29)
COMBINATION SW	4 (A 12-14)
CRUISE CONTROL	2 (A-B 6-7)
DIFFERENTIAL LOCKS	5 (A 18-19)
DISTRIBUTOR	2 (E 5)
DOOR LOCK HEATERS	5 (C 18-19)
DOOR SWS	6 (C-D 23)
ELECTRONIC THERMO SW	1 (D 1)
ENGINE COMPARTMENT LT	1 (E 2)
FOOTWELL LTS	6 (C 22)
FRONT ASHTRAY LT	7 (A 24)
FRONT CIG LTR	7 (A-B 24)
FRONT LT CONTROL UNIT	1 (B 1)
FUEL INJ CONTROL UNIT	2 (B-D 4)
FUEL PUMP	4 (A 15)
FUSE #26	8 (A-B 31)
FUSE #27	5 (B 17)
FUSE #28	5 (B 17)
FUSE/RELAY PANEL	3-5 (C 8-17)
FUSE/RELAY PANEL LAYOUT	5 (E 17-19)
GEAR SELECT SW (A/T)	3 (A 10-11)
GLOVE COMPARTMENT LT	6 (D 21-22)
HAZARD FLASHER	4 (A 15)
HEATED SEATS	8 (C 28-31)
HEATED WINDOW SPRAY JETS	1 (E 2)

WIRING DIAGRAMS

Article Text (p. 2)

1990 Audi 100

For Carsoft www.carsoft.ru 1 2 3

Copyright © 1998 Mitchell Repair Information Company, LLC

Thursday, February 18, 1999 08:16AM

HORN SW	3 (B 9)
IGNITION COIL	2 (E 7)
IGNITION CONTROL UNIT	2 (B 7)
IGNITION SW	3 (A 8-9)
INSIDE AIR TEMP FAN MOTOR	3 (D 9)
INSTRUMENT CLUSTER	6,7 (E 21-23, A-E 24-27)
INTERIOR LT	6 (C 20)
INTERIOR LT DELAY CONTROL UNIT	6 (C 21)
KNOCK SENSOR LT	7 (A 25)
LEFT FRONT DOOR SW	6 (C 23)
LIGHT SW	4 (E 14-15)
LOW COOLANT SW	1 (E 1)
LUGGAGE COMPARTMENT LT	8 (A 28)
MEMORY SEATS SYSTEM	9 (A-E 32-35)
O2 SENSOR HEATER	2 (A 4)
PARK & NEUTRAL POSITION CONTROL UNIT	3 (B 11)
PARK BRAKE SW	7 (B 24)
POWER MIRRORS	8 (A-B 29-30)
POWER WINDOWS	10 (B-D 36-38)
RAD COOLING FAN SYSTEM	1 (C-D 2-3)
RADIO (PARTIAL)	8 (D 28)
READING LTS	6 (D-E 20)
REAR CIG LTR	10 (E 36)
REAR DEFOGG SW	10 (A 36)
REAR FOG LT SW	10 (A 39)
REAR LT CONTROL UNIT	10 (A-B 37)
SAFETY SW	10 (D 36)
SEAT BELT WARNING CONTROL UNIT	7 (C-D 24)
SPEEDOMETER SENDER	5 (E 16)
STARTER	1 (A 2)
STOP LT SW	3 (A 9)
SUNROOF	10 (E 37-38)
VANITY MIRRORS	6 (D-E 21)
WARNING MODULE	3 (B 11)
WASHER MOTOR	1 (E 3)
W/SHIELD WIPER MOTOR	1 (E 3)

AA

WIRING DIAGRAMS

WIRING DIAGRAMS

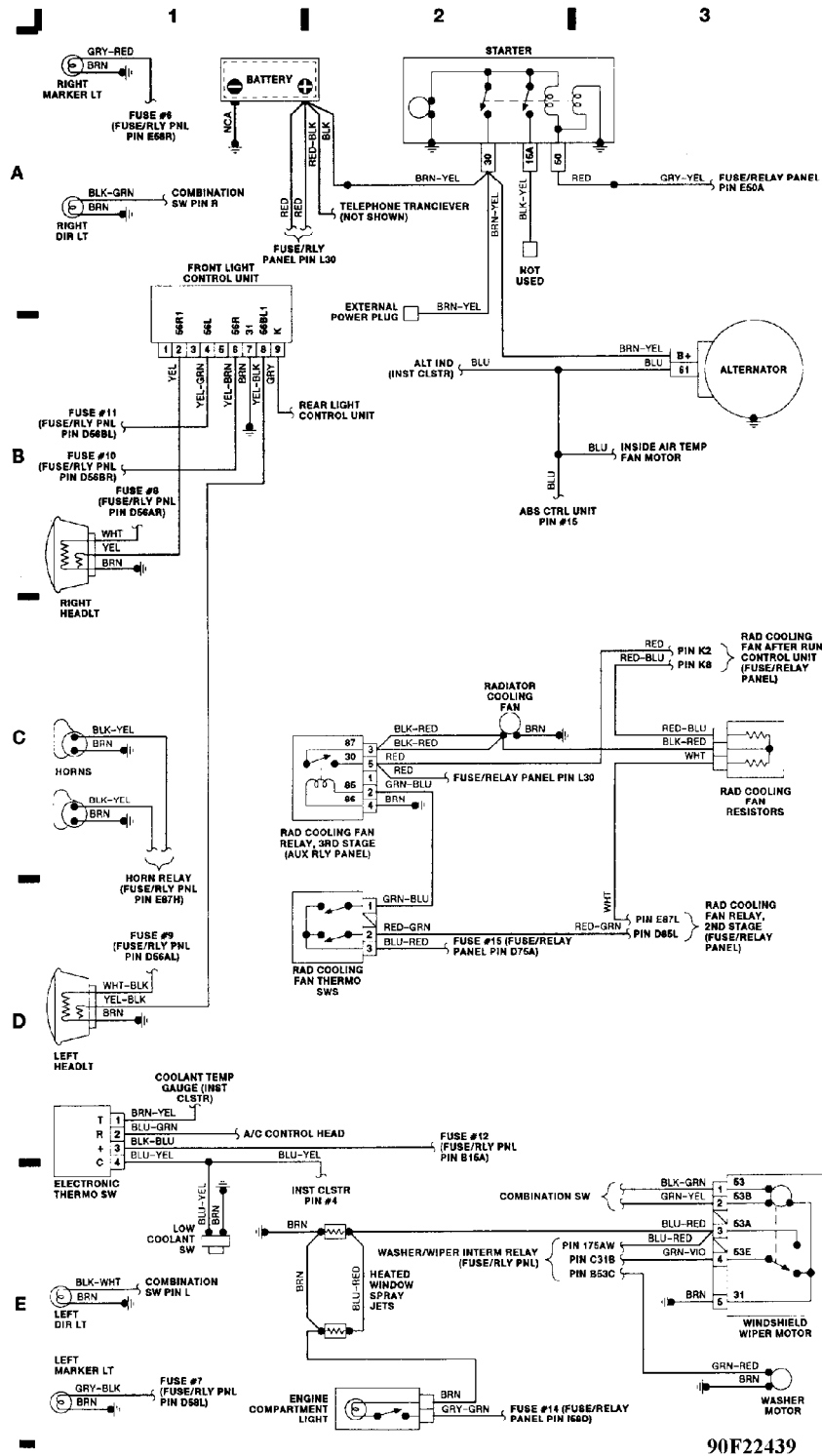
Article Text (p. 3)

1990 Audi 100

For Carsoft www.carsoft.ru 1 2 3

Copyright © 1998 Mitchell Repair Information Company, LLC

Thursday, February 18, 1999 08:16AM



90F22439

Fig. 1: Engine Compartment & Headlights (Grid 1-3)

Thursday, February 18, 1999 08:16AM



Fig. 2: EFI, Computer Engine Control (Grid 4-7)

WIRING DIAGRAMS

Article Text (p. 5)

1990 Audi 100

For Carsoft www.carsoft.ru 1 2 3

Copyright © 1998 Mitchell Repair Information Company, LLC

Thursday, February 18, 1999 08:16AM

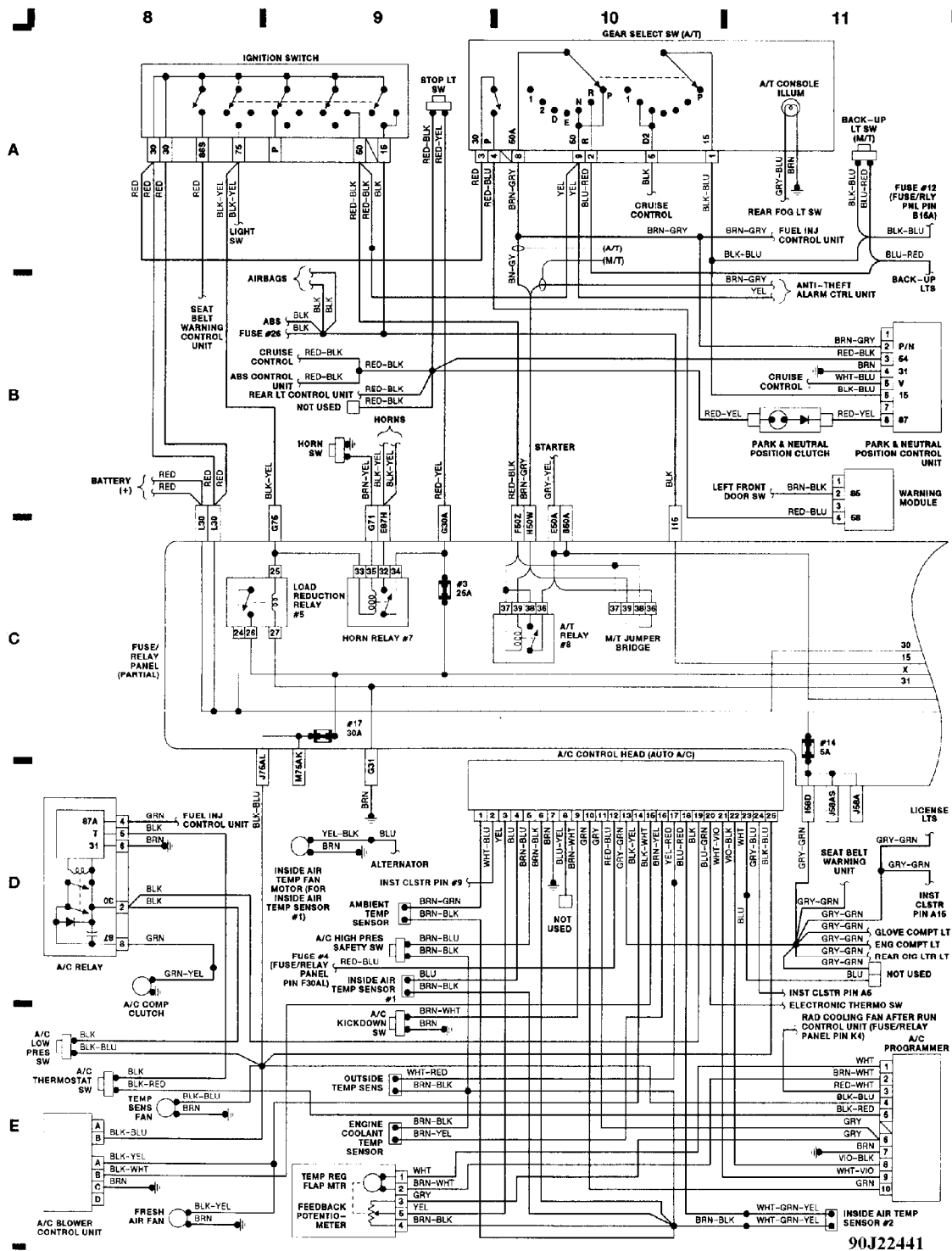


Fig. 3: Fuse Block and A/C & Heating (Grid 8-11)

WIRING DIAGRAMS

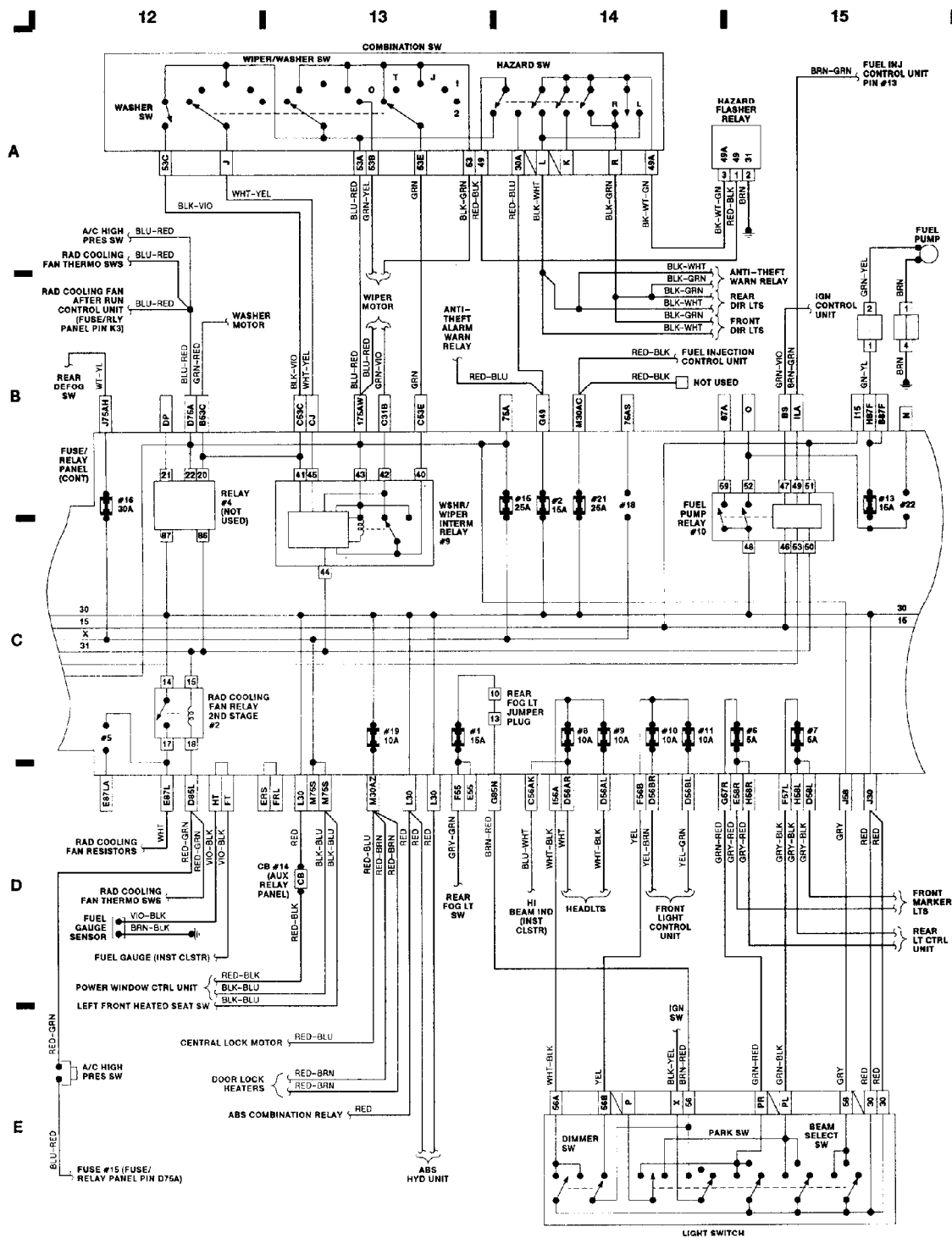
Article Text (p. 6)

1990 Audi 100

For Carsoft www.carsoft.ru 1 2 3

Copyright © 1998 Mitchell Repair Information Company, LLC

Thursday, February 18, 1999 08:16AM



90A22442

Fig. 4: Fuse Block (Continued) and Combination Switch (Grid 12-15)

WIRING DIAGRAMS

Article Text (p. 7)

1990 Audi 100

For Carsoft www.carsoft.ru 1 2 3

Copyright © 1998 Mitchell Repair Information Company, LLC

Thursday, February 18, 1999 08:16AM

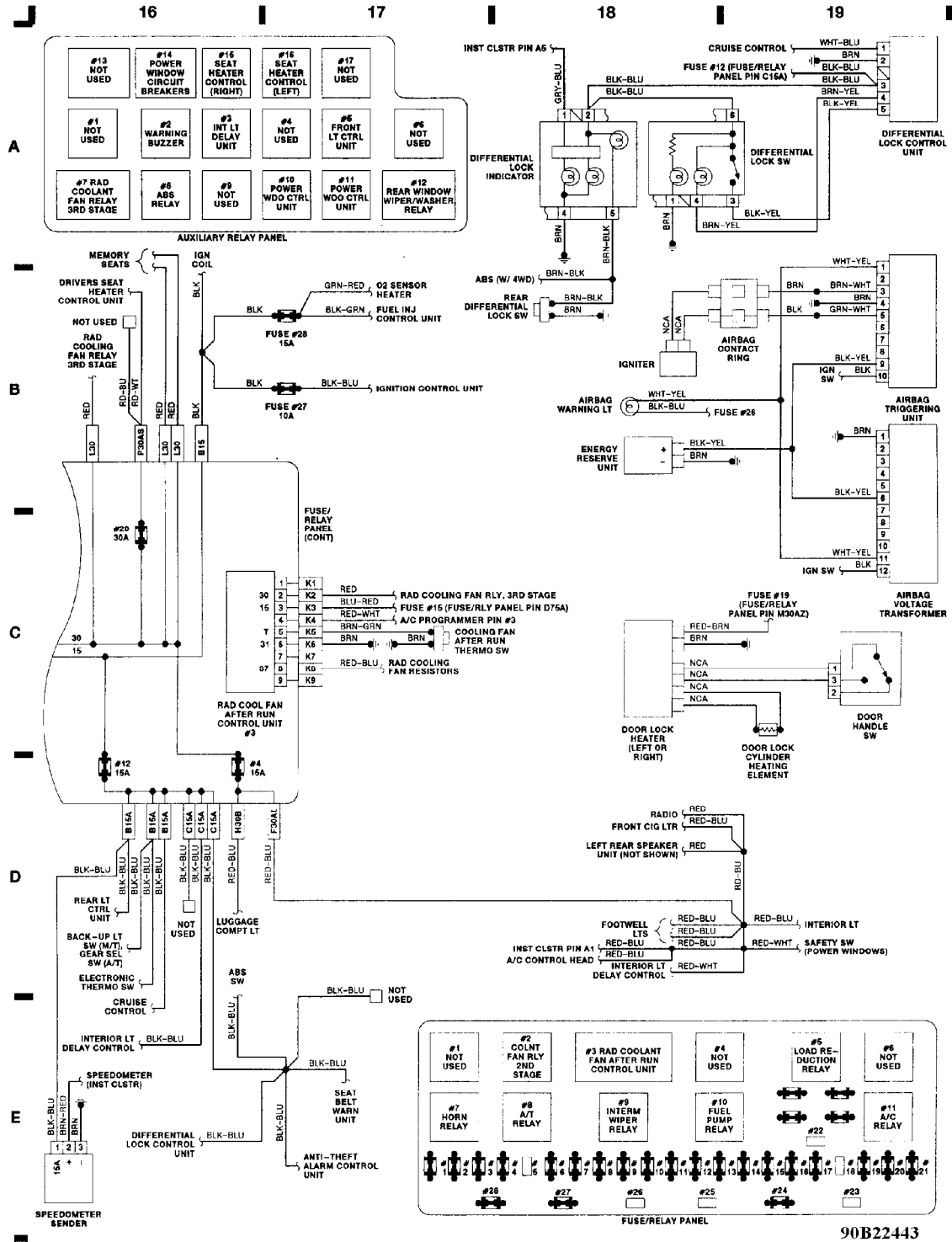


Fig. 5: Fuse Block (Cont), Passive Rest (Grid 16-19)

WIRING DIAGRAMS
Article Text (p. 8)
 1990 Audi 100
 For Carsoft www.carsoft.ru 1 2 3
 Copyright © 1998 Mitchell Repair Information Company, LLC
 Thursday, February 18, 1999 08:16AM

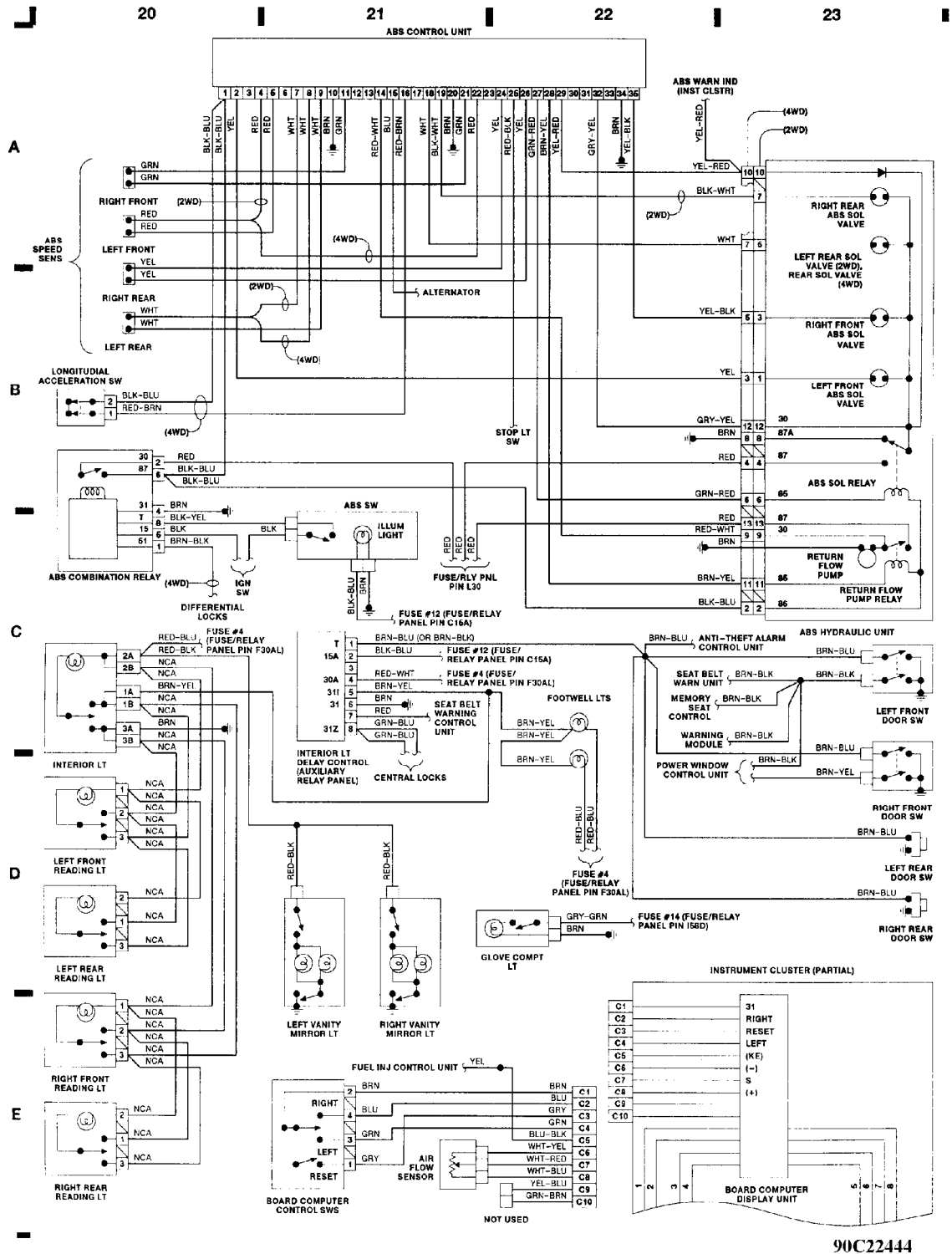


Fig. 6: Anti-Lock Brake System and Interior Lighting (Grid 20-23)

WIRING DIAGRAMS

Article Text (p. 9)

1990 Audi 100

For Carsoft www.carsoft.ru 1 2 3

Copyright © 1998 Mitchell Repair Information Company, LLC

Thursday, February 18, 1999 08:16AM

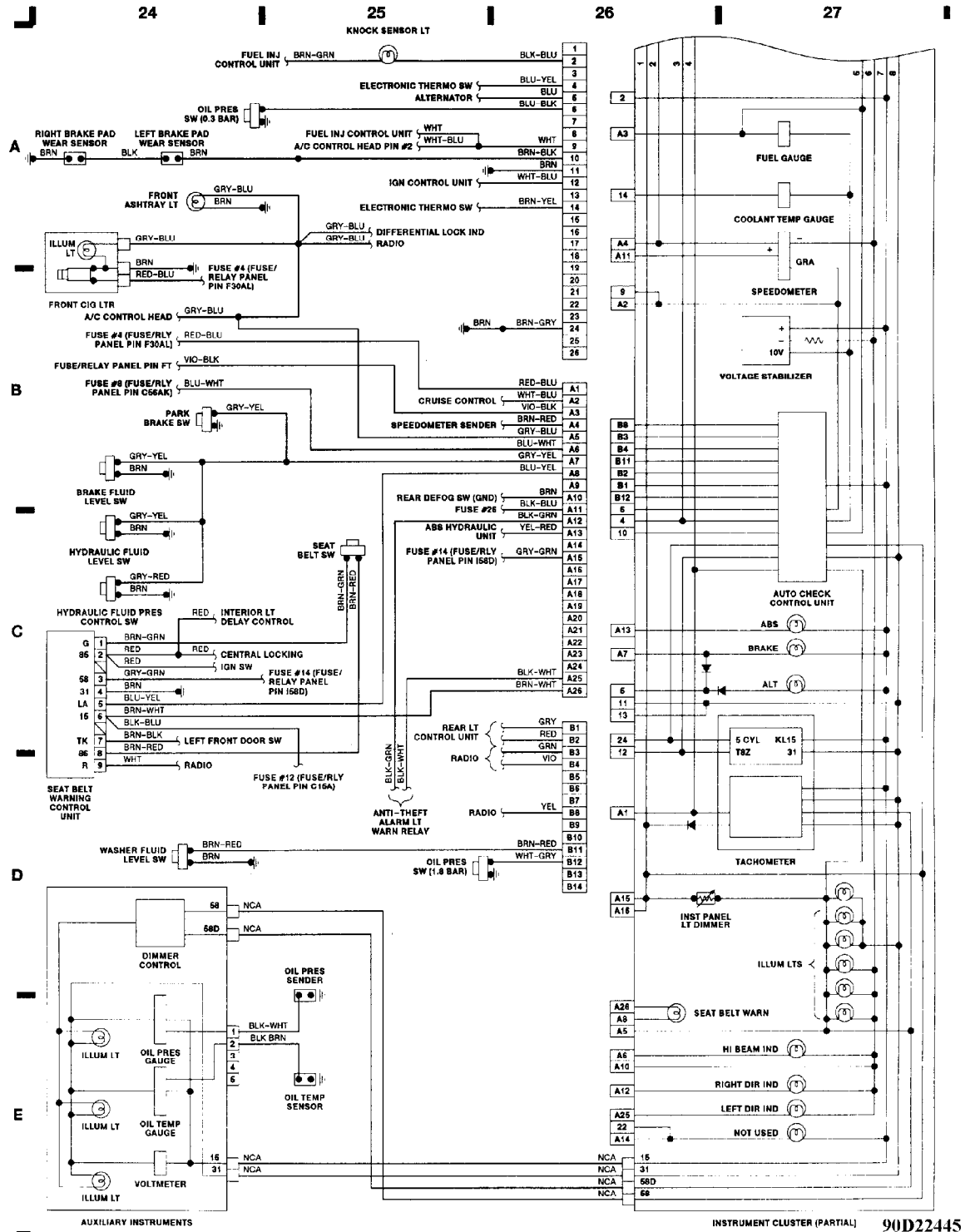


Fig. 7: Instrument Panel (Grid 24-27)

Thursday, February 18, 1999 08:16AM

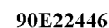


Fig. 8: Anti-Theft System and Accessories (Grid 28-31)

WIRING DIAGRAMS

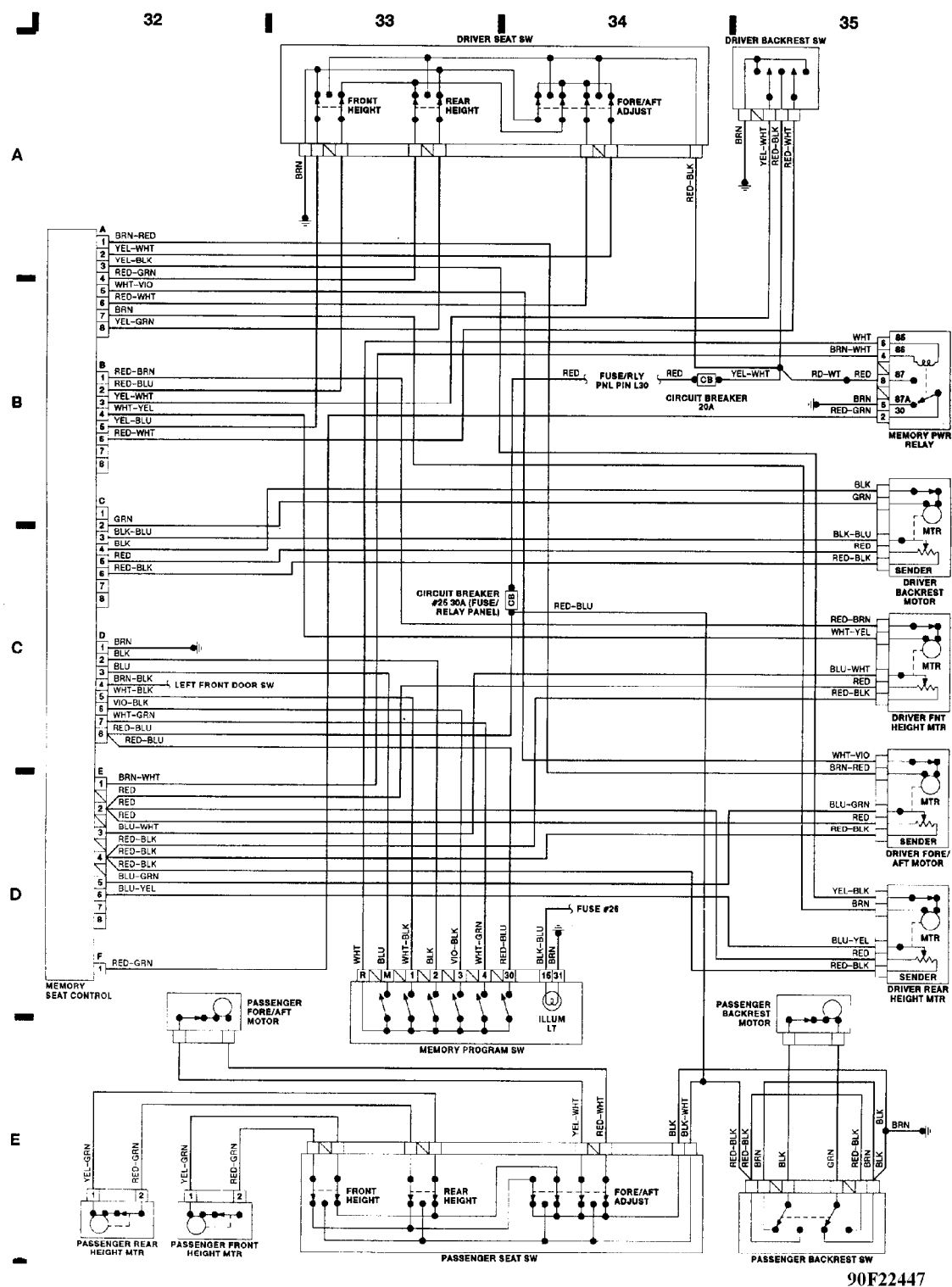
Article Text (p. 11)

1990 Audi 100

For Carsoft www.carsoft.ru 1 2 3

Copyright © 1998 Mitchell Repair Information Company, LLC

Thursday, February 18, 1999 08:16AM



90F22447

Fig. 9: Power Seat System (Grid 32-35)

Copyright © 1998 Mitchell Repair Information Company, LLC
Thursday, February 18, 1999 08:16AM



END OF ARTICLE